



Lifting Point 8-211

Product information

Rotates through 360° and pivot 90°.

Manufactured from alloy steel, quenched and tempered.

Load rated parts are 100% magnaflux crack detected.

Individual forged parts and cap screw are traceable to Test Certification.

Bolts are Metric thread (ASME / ANSI B18.3.1M), specification is grade 12.9 alloy socket head screw per DIN EN ISO 4762.

Individually proof tested to 2.5 times the WLL.

Fatigue rated to 1.5 times the WLL.

Quick and simple assembly, just a tapped hole is required."

Features: Built-in RFID/NFC chip

Material: Alloy steel, quenched and tempered

Marking: According to standard, CE-marked, WLL, size, steel quality, manufacturer ID and traceability

Temperature range: -40° up to +200°C (without reduction in WLL)

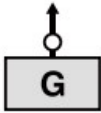
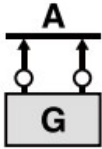

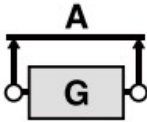
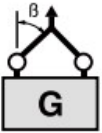
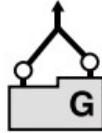
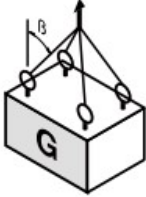
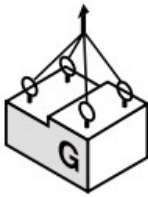
Finish: Painted

Standard: EN 1677-1

Safety factor: 4:1

Part code	WLL ton	Thread mm	Pitch DIN13	Torque Nm	A mm	B mm	C mm	D, mm	F mm	G, mm	SWmm mm	J mm	K mm	L mm	Nmm mm	E mm	Mmm mm	Weight kg	Delivery time
42158211003	0.3	M 8	1,25	30	30	35	35	11	86	55	13	77	34	41	24	12	M 8	0.3	30
42158211006	0.63	M 10	1,5	60	30	35	36	11	86	55	17	77	34	40	24	15	M 10	0.4	30
42158211010	1	M 12	1,75	100	33	38	44	14	99	57	19	89	38	42	31	18	M 12	0.5	30
42158211015	1.5	M 16	2	150	33	38	46	14	99	57	24	89	38	40	31	24	M 16	0.6	30
42158211025	2.5	M 20	2,5	250	50	54	56	16	143	82	30	132	53	70	49	30	M 20	1.6	3
42158211040	4	M 24	3	400	50	54	59	16	143	82	36	132	53	67	45	36	M 24	1.9	3
42158211050	5	M 30	3,5	500	60	65	81	23	171	99	46	153	64	67	59	48	M 30	3.1	30

Technical data

Kind of attachment											
Number of legs		1	2	1	2	2	2	2	3-4	3-4	3-4
Load direction		0°	0°	90°	90°	0-45°	45°- 60°	unsymm.	0 - 45°	45°- 60°	unsymm.
Item No.	Thread	WLL(t)									
8-211-003	M 8	0.30	0.60	0.30	0.60	0.42	0.30	0.30	0.63	0.45	0.30
8-211-006	M 10	0.63	1.26	0.63	1.26	0.88	0.63	0.63	1.32	0.95	0.63
8-211-010	M 12	1.00	2.00	1.00	2.00	1.40	1.00	1.00	2.10	1.50	1.00
8-211-012	M 14	1.20	2.40	1.20	2.40	1.68	1.20	1.20	2.52	1.80	1.20
8-211-015	M 16	1.50	3.00	1.50	3.00	2.10	1.50	1.50	3.15	2.25	1.50
8-211-020	M 18	2.00	4.00	2.00	4.00	2.80	2.00	2.00	4.20	3.00	2.00
8-211-025	M 20	2.50	5.00	2.50	5.00	3.50	2.50	2.50	5.25	3.75	2.50
8-211-040	M 24	4.00	8.00	4.00	8.00	5.60	4.00	4.00	8.40	6.00	4.00
8-211-042	M 27	4.00	8.00	4.00	8.00	5.60	4.00	4.00	8.40	6.00	4.00
8-211-050	M 30	5.00	10.00	5.00	10.00	7.00	5.00	5.00	10.50	7.50	5.00
8-211-070	M 36	7.00	14.00	7.00	14.00	9.80	7.00	7.00	14.70	10.50	7.00
8-211-080	M 36	8.00	16.00	8.00	16.00	11.20	8.00	8.00	16.80	12.00	8.00
8-211-100	M 42	10.00	20.00	10.00	20.00	14.00	10.00	10.00	21.00	15.00	10.00
8-211-150	M 42	15.00	30.00	15.00	30.00	21.00	15.00	15.00	31.50	22.50	15.00
8-211-200	M 48	20.00	40.00	20.00	40.00	28.00	20.00	20.00	42.00	30.00	20.00

Blueprint

