

Lifting Eye Theipa Point - F

Product information



The THEIPA Point-F internal thread attachment swivel is a ball-bearing lifting attachment point for industrial load handling. It is used where a swivel connection with internal thread is required, helping maintain correct load alignment while reducing the risk of link kinking through its crimped link design.

Best used for:

- Swiveling lifting points with internal thread connection.
- Applications requiring galvanized corrosion protection.

Product benefits:

- Ball bearing supports controlled swivel movement under load.
- Crimped link helps prevent kinking during handling.
- Galvanized coating provides corrosion protection.
- Multiple thread sizes support different load requirements.
- RFID chip option supports digital identification.

Different threaded versions and lengths can be supplied on request [... Read more](#)

Material: Eye and swivel of alloy

Marking: CE-marked, UKCA-marked, WLL.

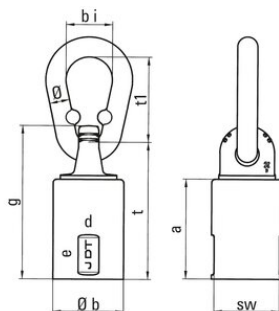
Temperature range: -40° up to +400°C

Finish: Painted.

Safety factor: 4:1

Lifting Eye Theipa Point - F






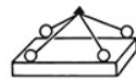
Blueprint



Technical data

Part code	Code	WLL ton	Thread mm	Tightening torque Nm	Pitch DIN 13	a mm	Ø b mm	b i mm	dmm mm	e mm	g mm	SWmm mm	t mm	t1 mm	Ø mm	Weight kg
42150381800000	TP-F 0.5	0.5	M 12	15-40	1.75	45	36.5	32	M 12	15	73	34	66	55	13	0.6
42150381801000	TP-F 1	1	M 16	45-130	2	52	36.5	32	M 16	20	80	34	73	55	13	0.7
42150381802000	TP-F 1.7	1.7	M 20	100-170	2.5	66	52	34	M 20	25	106	46	95	70	16	1.5
42150381804000	TP-F 2.1	2.1	M 24	190-280	3	80	57	45	M 24	30	120	50	108	85	18	2.1
42150381806000	TP-F 3.2	3.2	M 30	230-400	3.5	94	70	46	M 30	40	148	65	131	86	20	3.7
42150381808000	TP-F 5	5	M 36	270-600	4	107	80	60	M 36	45	164	75	145	115	23	5.8

Lifting Eye Theipa Point - F

Kind of attachment									
Number of pieces		1	1	2	2	2	2	3 o. 4	3 o. 4
Inclination angle		0°	90°	0°	90°	0°-45°	45°-60°	0°-45°	45°-60°
		WLL	WLL	WLL	WLL	WLL	WLL	WLL	WLL
Code	Thread version	t	t	t	t	t	t	t	t
TP-F 0,5	M 12 x 15	1,4	0,5	2,8	1,0	0,7	0,5	1,0	0,75
TP-F 1	M 16 x 20	2,8	1,0	5,6	2,0	1,4	1,0	2,12	1,5
TP-F 1,7	M 20 x 25	5,0	1,7	10,0	3,4	2,4	1,7	3,55	2,5
TP-F 2,1	M 24 x 30	8,0	2,1	16,0	4,0	2,8	2,1	4,25	3,15
TP-F 3,2	M 30 x 40	12,0	3,2	24,0	6,4	4,25	3,15	6,7	4,75
TP-F 5	M 36 x 45	15,0	5,0	30,0	10,0	6,7	5,0	10,0	7,5